



## English Schools National Artificial Slope Finals - 2017

### U16 and U19 Team Event

### ESSkIA - School Team Results

#### COMPETITION JURY

CHIEF OF RACE	VERNON Mark	(Reed's Sch)
REFEREE	EVANS Emily	(Eltham)
COURSE CHIEF	EVANS Nigel	(Skinners)
START REFEREE	SHARP Jo	(Cranmore)
FINISH REFEREE	TRUST Malvina	

	1st RUN		2nd RUN	
COURSESETTER	WHATMORE Niaill	(ESSkIA)	WHATMORE Niaill	(ESSkIA)
FORERUNNERS	- A - SHELLY Annie		- A - SHELLY Annie	
	- B - TRUST Emma		- B - TRUST Emma	
	- C - EVANS Isabel		- C - EVANS Isabel	
	- D - BLYTH Charlotte		- D - BLYTH Charlotte	
COURSE	Norfolk Snowsports Club		Norfolk Snowsports Club	
START	50 m		50 m	
FINISH	10 m		10 m	
DROP	40 m		40 m	
LENGTH	180 m		180 m	
HOMOLOGATION	CN GP PS 30-Apr-2020		CN GP PS 30-Apr-2020	
GATES	17		17	
DIRECTIONS	17		17	
STARTING TIME	1450		1550	

Bib.	Year	Name	====	Run 1	Run 2
------	------	------	------	-------	-------

#### === U16 GIRLS ===

##### 1 - New Hall Sch.

Total time: 1:40.44

156	2004	HUGHES Sophie		17.79	16.82
157	2004	MACKLEY Alexia		20.56	19.64
158	2003	MCLEISH Emily		16.55	15.98
159	2002	LANDER Isabelle		16.77	16.53

##### 2 - Surbiton High Sch.

Total time: 1:45.80

Gap: + 5.36






























140	2004	HINTON Tilly		17.73	17.15
141	2004	HOLT Josie		17.85	17.31
142	2003	ZACHARIAH Elizabeth		18.43	17.58
143	2003	BREEN Ellen		18.18	17.88

##### 3 - STAGS

Total time: 1:47.06





Gap: + 6.62

164	2003	BARDER Katie		16.94	16.39
165	2003	BETTISON Saoirse			20.98
166	2003	COOMBS Olivia		21.88	22.79
167	2003	BOTY Niä		15.22	15.65

Bib.	Year	Name	====	Run 1	Run 2
<b>4 - Kingsley</b>			<b>Total time: 1:48.12</b>	<b>Gap: + 7.68</b>	
144	2003	CHAPMAN Lorenza			19.41
145	2004	DENNISON Hannah		16.37	16.27
146	2004	LAWTON Emma		17.14	45.44
147	2004	SAINSBURY Lucy		19.72	19.21
<b>5 - George Stephenson HS</b>			<b>Total time: 2:03.73</b>	<b>Gap: + 23.29</b>	
160	2003	FORREST Hannah		20.95	21.99
161	2005	LAWS Grace			21.44
162	2004	FIFE Eve		19.70	18.55
163	2006	FORREST Libby		21.76	21.33
<b>6 - Berkhamsted</b>			<b>Total time: 2:04.60</b>	<b>Gap: + 24.16</b>	
148	2006	BUSBY Grace		24.00	23.86
149	2006	WESTENHOLZ-SMITH Annabelle		25.83	24.41
150	2003	WIGHTMAN Olivia		22.75	21.40
151	2003	WARNE Charlotte		16.42	16.17
<b>7 - St Albans HS</b>			<b>Total time: 2:10.22</b>	<b>Gap: + 29.78</b>	
152	2005	LEIGH Sophie		24.28	23.76
153	2004	RYAN Mathilda		22.54	22.70
154	2003	GODLEY Juliet		25.84	24.89
155	2003	FROST Katie		18.34	18.60
<b>=== U16 BOYS ===</b>					
<b>1 - Reed's</b>			<b>Total time: 1:34.17</b>		
176	2003	STAPLES-SHEASBY Kai		17.04	16.28
177	2004	KADRKA Markus		16.03	15.44
178	2003	LEE Rory		15.65	15.44
179	2003	HART Ben		16.08	15.53
<b>2 - Clitheroe RGS</b>			<b>Total time: 1:45.92</b>	<b>Gap: + 11.75</b>	
192	2005	WILSON Charlie		17.04	17.62
193	2004	WILKINS George		18.59	18.25
194	2003	WILKIN Harry			18.34
195	2003	GREENSMITH Thomas		16.08	30.75
<b>3 - Hampton Sch.</b>			<b>Total time: 1:51.71</b>	<b>Gap: + 17.54</b>	
172	2004	BUSH Alex		20.04	19.59
173	2002	AMOR Jake		18.36	18.70
174	2003	SYKES Joe			
175	2003	PAINTAL Arjun		17.72	17.30
<b>4 - The Skinners' Sch.</b>			<b>Total time: 2:04.27</b>	<b>Gap: + 30.10</b>	
180	2003	RICE Sebastian		23.81	21.80

Bib.	Year	Name	====	Run 1	Run 2
181	2004	PANELL Joesph		19.28	19.12
182	2005	GILLESPIE Ethan		22.87	21.90
183	2002	WAKELING Joshua			17.39


**5 - Ballard Sch.** Total time: 2:08.58 Gap: + 34.41

168	2004	SUMMERS Connor		19.31	17.95
169	2004	WILLIAMS George		41.34	16.78
170	2004	WELBOURNE-JONES Morgan		16.47	16.73
171	2002	GERRELL Oscar			29.45

**6 - Dame Alice Owen's** Total time: 2:16.49 Gap: + 42.32





184	2003	SIDDLE Oscar		24.35	23.15
185	2002	RAZAVI Elian		22.96	22.75
186	2004	SKENE Rhys		24.17	53.93
187	2003	DENJEAN Gregoire		21.81	21.65

**St. Albans Sch.** Not Classified

188	2003	WILLIS Fraser			16.35
189	2003	LOUCAIDES Ollie		17.57	
190	2003	HARRIS Alex			17.58
191	2003	RHYDDERCH Freddie		17.14	28.87

### === U19 GIRLS ===

**1 - Surbiton High Sch. A** Total time: 1:35.31

220	2000	SMIDT WALLIS Brielle		15.42	
221	2002	VERNON Rebecca		15.53	15.14
222	2000	HYDE Gussie		16.64	16.49
223	2001	BREEN Kate		16.61	16.12





**2 - Surbiton High Sch. B** Total time: 1:40.47 Gap: + 5.16





















196	2001	HINTON Georgina		16.80	16.61
197	2000	RENDELL Callie		17.21	16.28
198	2001	WATKINS Katya		17.02	16.55
199	2001	HUGHES Alex		19.69	19.47

**3 - Holyport Coll..** Total time: 1:40.84 Gap: + 5.53










212	2001	HAWKINS Lily		17.32	16.84
213	2003	FARROW Ellie		18.36	17.75
214	2001	HAWKINS Danielle		17.21	16.84
215	2001	HAWKINS Zara		16.49	16.14

**4 - Ribblesdale HS** Total time: 1:42.95 Gap: + 7.64

208	2003	HESELTON Rebecca		16.59	16.18
209	2002	SINGH Georgia		17.22	16.83
210	2003	CULSHAW Ellie		18.15	17.98
211					

Bib.	Year	Name	====	Run 1	Run 2
<b>5 - Torquay Girls Grammar</b>		<b>Total time: 1:42.98</b>		<b>Gap: + 7.67</b>	
204	2003	KEATING Ailsa		19.62	18.69
205	2003	BOSWOOD CLARK Eve		16.66	16.42
206	2001	KEATING Madeline		17.73	17.36
207	2001	BROOKS Georgia		17.55	17.26
<b>6 - Clitheroe RGS</b>		<b>Total time: 1:43.73</b>		<b>Gap: + 8.42</b>	
216	2005	BARGH Sophie		21.13	21.00
217	2003	QUINN-JONES Charley		18.47	17.94
218	2003	CULVER Scarlett		17.85	17.23
219	2001	GREENSMITH Anna		16.63	15.61
<b>7 - Abbot's Hill</b>		<b>Total time: 1:55.29</b>		<b>Gap: + 19.98</b>	
200	2004	P Alexandra		19.19	19.09
201	2002	B Helena		17.26	17.04
202	2004	M Olivia		21.69	21.02
203	2004	T Daisy		24.04	22.99
<b>8 - Reed's</b>		<b>Total time: 1:59.68</b>		<b>Gap: + 24.37</b>	
224	2001	BOBAK Jasmin		22.76	22.40
225	1999	FRYERS Charley		22.80	22.26
226	2000	OHAYON Molly		19.48	19.48
227	1999	MEYLER Anna		16.41	15.97
<b>9 - Richmond Sch.</b>		<b>Total time: 2:05.61</b>		<b>Gap: + 30.30</b>	
228	2001	BUSHELL Isabel		20.87	20.37
229	2001	SPEAKMAN Hannah		21.24	28.46
230	1999	COLE Mia		17.45	17.22
231					

























**=== U19 BOYS ===**

<b>1 - Reed's A</b>		<b>Total time: 1:28.89</b>			
232	2001	FLUCK Adam		15.42	14.93
233	2000	DENDLE George		15.60	14.96
234	2000	LEE Dexter		14.78	14.49
235	2002	GILLETT James		14.81	14.46
<b>2 - Peter Symonds Coll.</b>		<b>Total time: 1:33.11</b>		<b>Gap: + 4.22</b>	
252	2000	JOWETT Matt		16.34	
253	1999	WORT Aaron		40.60	16.12
254	2000	EVANS Harri		13.53	13.33
255	2000	WARD Luca		16.87	16.92
<b>3 - Reed's B</b>		<b>Total time: 1:33.37</b>		<b>Gap: + 4.48</b>	
272	2000	JONES Rhys		16.52	16.04

## English Schools National Artificial Slope Finals - 2017

## U16 and U19 Team Event











## ESSkiA - School Team Results

Bib.	Year	Name	====	Run 1	Run 2
273	2001	GREENWOOD Jack		17.03	16.28
274	2000	BURTON Lucas		15.64	15.44
275	2000	DAVEY Joe		14.78	14.95
<b>4 - Ribblesdale HS</b>				<b>Total time: 1:34.57</b>	<b>Gap: + 5.68</b>
260	2001	BRADWELL Ciaran		14.54	14.62
261	2002	WHITFIELD Joel		17.00	15.93
262	2004	WILSON Daniel		16.39	16.09
263	2004	DICKENSON Mitchell		19.60	19.13
<b>5 - St. Albans Sch.</b>				<b>Total time: 1:37.18</b>	<b>Gap: + 8.29</b>
276	2001	MILLER Madoc			15.66
277	2001	FROST Sam		16.30	15.69
278	2000	LOUCAIDES Ed		16.38	
279	2002	RYAN Stratford		16.71	16.44
<b>6 - New Hall Sch.</b>				<b>Total time: 1:37.79</b>	<b>Gap: + 8.90</b>
240	2003	HARDING Luke		16.77	16.49
241	2001	HUGHES Tom		16.04	16.12
242	2001	MARTIN Alex		16.75	16.39
243	2001	MARTIN Joe		16.75	15.74
<b>7 - Notre Dame High Sch.</b>				<b>Total time: 1:40.93</b>	<b>Gap: + 12.04</b>
268	2002	GOMEZ CLARKE Jamie		14.45	14.50
269	2003	BUSHELL George		15.12	15.14
270	2000	WARSOP Rowan		26.93	14.79
271					
<b>8 - Millfield A</b>				<b>Total time: 1:41.53</b>	<b>Gap: + 12.64</b>
244	2001	LEACH Charlie		16.38	16.05
245	2002	HOSKINGS Ben		17.94	16.88
246	2002	LEBOND Joel		39.91	17.29
247	2001	HOLMES Thomas		17.47	16.81
<b>9 - Solihull</b>				<b>Total time: 1:41.73</b>	<b>Gap: + 12.84</b>
236	2002	DALY George		17.37	16.72
237	2002	BLACKHURST Fraser		18.06	16.66
238	2002	LYTH Benjamin		19.72	18.75
239	2003	SHAKESHAFT James		16.66	16.26
<b>10 - Richmond Sch.</b>				<b>Total time: 1:43.23</b>	<b>Gap: + 14.34</b>
248	2002	COLE Tom		16.48	15.65
249	2003	SPEAKMAN Alex		18.31	
250	2002	NORMAN James		17.73	17.47
251	2001	WEBSTER Ben		18.35	17.59
<b>11 - Berkhamsted</b>				<b>Total time: 1:44.83</b>	<b>Gap: + 15.94</b>
264	2003	NEWTON Charlie		15.84	15.15
265	2004	BUSBY Charles		21.60	21.30

## English Schools National Artificial Slope Finals - 2017

## U16 and U19 Team Event

## ESSkiA - School Team Results

Bib.	Year	Name	====	Run 1	Run 2
266	2004	MONTERO Charlie			
267	2000	NEWTON William		15.48	15.46
<b>12 - Millfield B</b>			<b>Total time: 1:55.84</b>	<b>Gap: + 26.95</b>	
280	2002	DOUGLAS Oily		18.82	18.31
281	2003	TRIST Jonathon		18.61	18.48
282	2002	JONES Kit		21.09	20.53
283					
<b>Eltham Coll.</b>			<b>Not Classified</b>		
256	2003	MCCOOL Matthew		16.97	16.22
257	2003	HUMMEL Ben		17.19	
258	2002	MCHALE Daragh		20.32	
259	2002	ABRISHAMI Diaco		14.42	14.22



## English Schools National Artificial Slope Finals - 2017

### U16 and U19 Team Event



















### ESSkIA - Final Ranking

Rank	Bib.	Year	Name	====	Sch. Team	Run 1	Run 2	Time	Gap
<b>=== ESSkIA - Girls ===</b>									
1	221	2002	VERNON Rebecca		Surbiton High Sch. A	15.53	15.14	<b>30.67</b>	
2	167	2003	BOTY Niä		STAGS	15.22	15.65	<b>30.87</b>	0.20
3	219	2001	GREENSMITH Anna		Clitheroe RGS	16.63	15.61	<b>32.24</b>	1.57
4	227	1999	MEYLER Anna		Reed's	16.41	15.97	<b>32.38</b>	1.71
5	158	2003	MCLEISH Emily		New Hall Sch.	16.55	15.98	<b>32.53</b>	1.86
6	151	2003	WARNE Charlotte		Berkhamsted	16.42	16.17	<b>32.59</b>	1.92
7	215	2001	HAWKINS Zara		Holyport Coll..	16.49	16.14	<b>32.63</b>	1.96
8	145	2004	DENNISON Hannah		Kingsley	16.37	16.27	<b>32.64</b>	1.97
9	223	2001	BREEN Kate		Surbiton High Sch. A	16.61	16.12	<b>32.73</b>	2.06
10	208	2003	HESELTON Rebecca		Ribblesdale HS	16.59	16.18	<b>32.77</b>	2.10
11	205	2003	BOSWOOD CLARK Eve		Torquay Girls Grammar	16.66	16.42	<b>33.08</b>	2.41
12	222	2000	HYDE Gussie		Surbiton High Sch. A	16.64	16.49	<b>33.13</b>	2.46
13	159	2002	LANDER Isabelle		New Hall Sch.	16.77	16.53	<b>33.30</b>	2.63
14	164	2003	BARDER Katie		STAGS	16.94	16.39	<b>33.33</b>	2.66
15	196	2001	HINTON Georgina		Surbiton High Sch. B	16.80	16.61	<b>33.41</b>	2.74
16	197	2000	RENDELL Callie		Surbiton High Sch. B	17.21	16.28	<b>33.49</b>	2.82
17	198	2001	WATKINS Katya		Surbiton High Sch. B	17.02	16.55	<b>33.57</b>	2.90
18	214	2001	HAWKINS Danielle		Holyport Coll..	17.21	16.84	<b>34.05</b>	3.38
18	209	2002	SINGH Georgia		Ribblesdale HS	17.22	16.83	<b>34.05</b>	3.38
20	212	2001	HAWKINS Lily		Holyport Coll..	17.32	16.84	<b>34.16</b>	3.49
21	201	2002	B Helena		Abbot's Hill	17.26	17.04	<b>34.30</b>	3.63
22	156	2004	HUGHES Sophie		New Hall Sch.	17.79	16.82	<b>34.61</b>	3.94
23	230	1999	COLE Mia		Richmond Sch.	17.45	17.22	<b>34.67</b>	4.00
24	207	2001	BROOKS Georgia		Torquay Girls Grammar	17.55	17.26	<b>34.81</b>	4.14
25	140	2004	HINTON Tilly		Surbiton High Sch.	17.73	17.15	<b>34.88</b>	4.21
26	218	2003	CULVER Scarlett		Clitheroe RGS	17.85	17.23	<b>35.08</b>	4.41
27	206	2001	KEATING Madeline		Torquay Girls Grammar	17.73	17.36	<b>35.09</b>	4.42
28	141	2004	HOLT Josie		Surbiton High Sch.	17.85	17.31	<b>35.16</b>	4.49
29	142	2003	ZACHARIAH Elizabeth		Surbiton High Sch.	18.43	17.58	<b>36.01</b>	5.34
30	143	2003	BREEN Ellen		Surbiton High Sch.	18.18	17.88	<b>36.06</b>	5.39
31	213	2003	FARROW Ellie		Holyport Coll..	18.36	17.75	<b>36.11</b>	5.44
32	210	2003	CULSHAW Ellie		Ribblesdale HS	18.15	17.98	<b>36.13</b>	5.46
33	217	2003	QUINN-JONES Charley		Clitheroe RGS	18.47	17.94	<b>36.41</b>	5.74
34	155	2003	FROST Katie		St Albans HS	18.34	18.60	<b>36.94</b>	6.27
35	162	2004	FIFE Eve		George Stephenson HS	19.70	18.55	<b>38.25</b>	7.58
36	200	2004	P Alexandra		Abbot's Hill	19.19	19.09	<b>38.28</b>	7.61
37	204	2003	KEATING Ailsa		Torquay Girls Grammar	19.62	18.69	<b>38.31</b>	7.64
38	147	2004	SAINSBURY Lucy		Kingsley	19.72	19.21	<b>38.93</b>	8.26
39	199	2001	HUGHES Alex		Surbiton High Sch. B	19.69	19.47	<b>39.16</b>	8.49



## English Schools National Artificial Slope Finals - 2017

## U16 and U19 Team Event

## ESSkiA - Final Ranking

Rank	Bib.	Year	Name	====	Sch. Team	Run 1	Run 2	Time	Gap
40	157	2004	MACKLEY Alexia		New Hall Sch.	20.56	19.64	<b>40.20</b>	9.53
41	228	2001	BUSHELL Isabel		Richmond Sch.	20.87	20.37	<b>41.24</b>	10.57
42	216	2005	BARGH Sophie		Clitheroe RGS	21.13	21.00	<b>42.13</b>	11.46
43	202	2004	M Olivia		Abbot's Hill	21.69	21.02	<b>42.71</b>	12.04
44	160	2003	FORREST Hannah		George Stephenson HS	20.95	21.99	<b>42.94</b>	12.27
45	163	2006	FORREST Libby		George Stephenson HS	21.76	21.33	<b>43.09</b>	12.42
46	150	2003	WIGHTMAN Olivia		Berkhamsted	22.75	21.40	<b>44.15</b>	13.48
47	166	2003	COOMBS Olivia		STAGS	21.88	22.79	<b>44.67</b>	14.00
48	225	1999	FRYERS Charley		Reed's	22.80	22.26	<b>45.06</b>	14.39
49	224	2001	BOBAK Jasmin		Reed's	22.76	22.40	<b>45.16</b>	14.49
50	153	2004	RYAN Mathilda		St Albans HS	22.54	22.70	<b>45.24</b>	14.57
51	203	2004	T Daisy		Abbot's Hill	24.04	22.99	<b>47.03</b>	16.36
52	148	2006	BUSBY Grace		Berkhamsted	24.00	23.86	<b>47.86</b>	17.19
53	152	2005	LEIGH Sophie		St Albans HS	24.28	23.76	<b>48.04</b>	17.37
54	229	2001	SPEAKMAN Hannah		Richmond Sch.	21.24	28.46	<b>49.70</b>	19.03
55	149	2006	WESTENHOLZ-SMITH Annabelle		Berkhamsted	25.83	24.41	<b>50.24</b>	19.57
56	154	2003	GODLEY Juliet		St Albans HS	25.84	24.89	<b>50.73</b>	20.06
57	146	2004	LAWTON Emma		Kingsley	17.14	45.44	<b>1:02.58</b>	31.91




## Did Not Start - Run 1 (2)

211					Ribblesdale HS	DNS	DNS		
231					Richmond Sch.	DNS	DNS		



## Did Not Finish - Run 1 (1)

161	2005	LAWS Grace		George Stephenson HS	DNF	21.44			
-----	------	------------	---	----------------------	-----	-------	--	--	--


## Disqualified - Run 1 (3)

144	2003	CHAPMAN Lorenza		Kingsley	DSQ	19.41		Gate 8
165	2003	BETTISON Saoirse		STAGS	DSQ	20.98		Gate 7
226	2000	OHAYON Molly		Reed's	DSQ	19.48		Gate 17








## Did Not Start - Run 2 (2)

211					Ribblesdale HS	DNS	DNS		
231					Richmond Sch.	DNS	DNS		

## Disqualified - Run 2 (1)

220	2000	SMIDT WALLIS Brielle		Surbiton High Sch. A	15.42	DSQ		Gate 13
-----	------	----------------------	---	----------------------	-------	-----	--	---------

## === ESSkiA - Boys ===














































1	254	2000	EVANS Harri		Peter Symonds Coll.	13.53	13.33	<b>26.86</b>	
2	259	2002	ABRISHAMI Diaco		Eltham Coll.	14.42	14.22	<b>28.64</b>	1.78
3	268	2002	GOMEZ CLARKE Jamie		Notre Dame High Sch.	14.45	14.50	<b>28.95</b>	2.09
4	260	2001	BRADWELL Ciaran		Ribblesdale HS	14.54	14.62	<b>29.16</b>	2.30
5	235	2002	GILLETT James		Reed's A	14.81	14.46	<b>29.27</b>	2.41
5	234	2000	LEE Dexter		Reed's A	14.78	14.49	<b>29.27</b>	2.41
7	275	2000	DAVEY Joe		Reed's B	14.78	14.95	<b>29.73</b>	2.87
8	269	2003	BUSHELL George		Notre Dame High Sch.	15.12	15.14	<b>30.26</b>	3.40



## English Schools National Artificial Slope Finals - 2017

## U16 and U19 Team Event





## ESSkiA - Final Ranking

Rank	Bib.	Year	Name	====	Sch. Team	Run 1	Run 2	Time	Gap
9	232	2001	FLUCK Adam		Reed's A	15.42	14.93	<b>30.35</b>	3.49
10	233	2000	DENDLE George		Reed's A	15.60	14.96	<b>30.56</b>	3.70
11	267	2000	NEWTON William		Berkhamsted	15.48	15.46	<b>30.94</b>	4.08
12	264	2003	NEWTON Charlie		Berkhamsted	15.84	15.15	<b>30.99</b>	4.13
13	274	2000	BURTON Lucas		Reed's B	15.64	15.44	<b>31.08</b>	4.22
14	178	2003	LEE Rory		Reed's	15.65	15.44	<b>31.09</b>	4.23
15	177	2004	KADRKA Markus		Reed's	16.03	15.44	<b>31.47</b>	4.61
16	179	2003	HART Ben		Reed's	16.08	15.53	<b>31.61</b>	4.75
17	277	2001	FROST Sam		St. Albans Sch.	16.30	15.69	<b>31.99</b>	5.13
18	248	2002	COLE Tom		Richmond Sch.	16.48	15.65	<b>32.13</b>	5.27
19	241	2001	HUGHES Tom		New Hall Sch.	16.04	16.12	<b>32.16</b>	5.30
20	244	2001	LEACH Charlie		Millfield A	16.38	16.05	<b>32.43</b>	5.57
21	262	2004	WILSON Daniel		Ribblesdale HS	16.39	16.09	<b>32.48</b>	5.62
22	243	2001	MARTIN Joe		New Hall Sch.	16.75	15.74	<b>32.49</b>	5.63
23	272	2000	JONES Rhys		Reed's B	16.52	16.04	<b>32.56</b>	5.70
24	239	2003	SHAKESHAF James		Solihull	16.66	16.26	<b>32.92</b>	6.06
25	261	2002	WHITFIELD Joel		Ribblesdale HS	17.00	15.93	<b>32.93</b>	6.07
26	242	2001	MARTIN Alex		New Hall Sch.	16.75	16.39	<b>33.14</b>	6.28
27	279	2002	RYAN Stratford		St. Albans Sch.	16.71	16.44	<b>33.15</b>	6.29
28	256	2003	MCCOOL Matthew		Eltham Coll.	16.97	16.22	<b>33.19</b>	6.33
29	170	2004	WELBOURNE-JONES Morgan		Ballard Sch.	16.47	16.73	<b>33.20</b>	6.34
30	240	2003	HARDING Luke		New Hall Sch.	16.77	16.49	<b>33.26</b>	6.40
31	273	2001	GREENWOOD Jack		Reed's B	17.03	16.28	<b>33.31</b>	6.45
32	176	2003	STAPLES-SHEASBY Kai		Reed's	17.04	16.28	<b>33.32</b>	6.46
33	255	2000	WARD Luca		Peter Symonds Coll.	16.87	16.92	<b>33.79</b>	6.93
34	236	2002	DALY George		Solihull	17.37	16.72	<b>34.09</b>	7.23
35	247	2001	HOLMES Thomas		Millfield A	17.47	16.81	<b>34.28</b>	7.42
36	192	2005	WILSON Charlie		Clitheroe RGS	17.04	17.62	<b>34.66</b>	7.80
37	237	2002	BLACKHURST Fraser		Solihull	18.06	16.66	<b>34.72</b>	7.86
38	245	2002	HOSKINGS Ben		Millfield A	17.94	16.88	<b>34.82</b>	7.96
39	175	2003	PAINTAL Arjun		Hampton Sch.	17.72	17.30	<b>35.02</b>	8.16
40	250	2002	NORMAN James		Richmond Sch.	17.73	17.47	<b>35.20</b>	8.34
41	251	2001	WEBSTER Ben		Richmond Sch.	18.35	17.59	<b>35.94</b>	9.08
42	193	2004	WILKINS George		Clitheroe RGS	18.59	18.25	<b>36.84</b>	9.98
43	173	2002	AMOR Jake		Hampton Sch.	18.36	18.70	<b>37.06</b>	10.20
44	281	2003	TRIST Jonathon		Millfield B	18.61	18.48	<b>37.09</b>	10.23
45	280	2002	DOUGLAS Oily		Millfield B	18.82	18.31	<b>37.13</b>	10.27
46	168	2004	SUMMERS Connor		Ballard Sch.	19.31	17.95	<b>37.26</b>	10.40
47	181	2004	PANELL Joesph		The Skinners' Sch.	19.28	19.12	<b>38.40</b>	11.54
48	238	2002	LYTH Benjamin		Solihull	19.72	18.75	<b>38.47</b>	11.61
49	263	2004	DICKENSON Mitchell		Ribblesdale HS	19.60	19.13	<b>38.73</b>	11.87
50	172	2004	BUSH Alex		Hampton Sch.	20.04	19.59	<b>39.63</b>	12.77
51	282	2002	JONES Kit		Millfield B	21.09	20.53	<b>41.62</b>	14.76
52	270	2000	WARSOP Rowan		Notre Dame High Sch.	26.93	14.79	<b>41.72</b>	14.86
53	265	2004	BUSBY Charles		Berkhamsted	21.60	21.30	<b>42.90</b>	16.04
54	187	2003	DENJEAN Gregoire		Dame Alice Owen's	21.81	21.65	<b>43.46</b>	16.60
55	182	2005	GILLESPIE Ethan		The Skinners' Sch.	22.87	21.90	<b>44.77</b>	17.91
56	180	2003	RICE Sebastian		The Skinners' Sch.	23.81	21.80	<b>45.61</b>	18.75
57	185	2002	RAZAVI Elian		Dame Alice Owen's	22.96	22.75	<b>45.71</b>	18.85
58	191	2003	RHYDDERCH Freddie		St. Albans Sch.	17.14	28.87	<b>46.01</b>	19.15
59	195	2003	GREENSMITH Thomas		Clitheroe RGS	16.08	30.75	<b>46.83</b>	19.97
60	184	2003	SIDDLE Oscar		Dame Alice Owen's	24.35	23.15	<b>47.50</b>	20.64

English Schools National Artificial Slope Finals - 2017

U16 and U19 Team Event




ESSkiA - Final Ranking

Rank	Bib.	Year	Name	====	Sch. Team	Run 1	Run 2	Time	Gap
61	253	1999	WORT Aaron		Peter Symonds Coll.	40.60	16.12	<b>56.72</b>	29.86
62	246	2002	LEBOND Joel		Millfield A	39.91	17.29	<b>57.20</b>	30.34
63	169	2004	WILLIAMS George		Ballard Sch.	41.34	16.78	<b>58.12</b>	31.26
64	186	2004	SKENE Rhys		Dame Alice Owen's	24.17	53.93	<b>1:18.10</b>	51.24


Did Not Start - Run 1 (3)

174	2003	SYKES Joe		Hampton Sch.	DNS	DNS		
271				Notre Dame High Sch.	DNS	DNS		
283				Millfield B	DNS	DNS		

Did Not Finish - Run 1 (3)

188	2003	WILLIS Fraser		St. Albans Sch.	DNF	16.35		
194	2003	WILKIN Harry		Clitheroe RGS	DNF	18.34		
276	2001	MILLER Madoc		St. Albans Sch.	DNF	15.66		






Disqualified - Run 1 (4)

171	2002	GERRELL Oscar		Ballard Sch.	DSQ	29.45		Gate 17
183	2002	WAKELING Joshua		The Skinners' Sch.	DSQ	17.39		Gate 8
190	2003	HARRIS Alex		St. Albans Sch.	DSQ	17.58		Gate 11
266	2004	MONTERO Charlie		Berkhamsted	DSQ	DNF		Gate 12

Did Not Start - Run 2 (3)

174	2003	SYKES Joe		Hampton Sch.	DNS	DNS		
271				Notre Dame High Sch.	DNS	DNS		
283				Millfield B	DNS	DNS		

Did Not Finish - Run 2 (5)

189	2003	LOUCAIDES Ollie		St. Albans Sch.	17.57	DNF		
249	2003	SPEAKMAN Alex		Richmond Sch.	18.31	DNF		
257	2003	HUMMEL Ben		Eltham Coll.	17.19	DNF		
266	2004	MONTERO Charlie		Berkhamsted	DSQ	DNF		Gate 12
278	2000	LOUCAIDES Ed		St. Albans Sch.	16.38	DNF		

Disqualified - Run 2 (2)

252	2000	JOWETT Matt		Peter Symonds Coll.	16.34	DSQ		Gate 9
258	2002	MCHALE Daragh		Eltham Coll.	20.32	DSQ		Gate 12

RECAP	1st RUN	2nd RUN	
Records:			144
Did Not Start:	5	5	10
NOT PERMITTED TO START:	0	0	0
Did Not Finish:	4	5	9
Disqualified:	7	3	10
Did Not Qualify for 2nd RUN:		0	0
At Finish:			121